

+

GEIGER SOL.TECline ZIP-Perfection

Product Data Sheet



Contents

SOL.TECline ZIP-Perfection	1
Motor controls	2
Torque selection	3
SOL.TECline motor heads.....	3
Technical data.....	4



SOL.TECline ZIP-Perfection - Motor Systems for screens with ZIP guidance

GEIGER designed the SOL.TECline ZIP-Perfection motor for the textile sun protection. The ZIP installations eliminate the disadvantages of screens such as lateral light slots or wind sensitivity. GEIGER has specially designed this motor for this particular purpose.

Features



REAL PLUG & PLAY

Automatic detection of the end positions without time-consuming adjustment work.



DUALSTOP-CONTROL

Reliable differentiation between an obstacle and a gust of wind.



WIND RESISTANCE

Safe retraction of the system by wind and weather.



REFERENCING

Every 50 cycles, the upper end position is checked and, if necessary, corrected.



SLOWMOTION DETECTION

Detection of wear, dirt and slow running of the system.



SOFTPOSITION

The screen stops before reaching the upper end position to protect the installation.



SQUEEZE PROTECTION

Protection against injury in the event of improper handling.



OBSTACLE DETECTION IN DOWN DIRECTION

Protects the system during extension.



BLOCKING DETECTION IN UP DIRECTION

Protects the system during retraction.



ANTI-FREEZE PROTECTION

Screens that are frozen are detected and not torn off.

100% MADE BY

GEIGER

ANTRIEBSTECHNIK

GERMANY

Designed by GEIGER

GEIGER relies on Germany as production location: The GEIGER SOL.TECl ine, like all GEIGER motors, is developed and produced in Germany. This situation allows an optimal combination of R & D, manufacturing processes and quality management.

Our clients benefit from:

- ▶ Low noise motors
- ▶ Low energy consumption in times of high energy prices
- ▶ Low heating of the engine and therefore an unusual long running time

SOL.TECl ine ZIP-Perfection

Control, end stop and obstacle detection of the SOL.TECl ine ZIP-Perfection motor are all electronic. Thus, dust, wear and aging have no influence on the motor functions. The motors are maintenance free. The motor and the installation achieve optimal results to the utmost satisfaction of our customers.

Real Plug & Play

Thanks to the sensitive load switch-off, the motor automatically detects the positions and assigns them to the upper and lower end positions. The order in which the positions are approached is irrelevant. After three complete runs, the end positions are saved. After another uninterrupted run, the learning process is completed.

Of course, the end positions can also be set manually with any setting switch.

Dual-Stop-Control

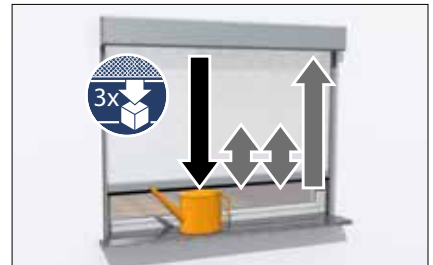
If an obstacle is detected downwards, the screen slightly moves up and makes two further attempts to reach the lower end position. After the last failed attempt, the motor moves the screen in the protection position. If the obstacle is only present during the first or the second run, the screen will reach successfully the lower end position. So the motor can clearly distinguish between a real obstacle, such as a watering can, or a simple gust of wind.

If the screen moves up, the sensitivity is significantly reduced to ensure that the upper position can be reached safely though the wind has come up.


Wind resistance

The obstacle detection can reliably distinguish whether a resistance is an obstacle or a gust of wind. If the control system detects a gust of wind when moving in the UP direction, the screen is still moved safely to the upper end position. In this way, the system is protected and the screen is not damaged.

Obstacle detection in DOWN direction



Blocking detection in UP direction



Wind resistance



Referencing & hanging length compensation

The GEIGER SOL.TECl ine ZIP-Perfection of course features a screen length compensation. A reference run is carried out every 50 cycles to check the end positions. For this purpose, the screen is moved upwards until the motor switches off. The end positions are thus checked and, if necessary, corrected.

In this way, we can guarantee that the upper end position always remains exactly the same, even if the fabric length changes.

Slow-motion detection

The motor recognises the condition of the system and can detect changes in the winding behaviour. If the screen moves too slowly in the DOWN direction and the end rail might be jammed, the motor stops automatically to protect the system and the screen.

Softposition & anti-crush protection

In the upper end position, the ZIP screen is not permanently under tension so that the cloth is better protected.


In addition, this function prevents fingers or other objects from being crushed or damaged.

Torque selection

Because of the motor sensitive obstacle detection, the correct dimensioning of the torque for the respective installation size is essential.

A selection guide for the right motor size can be found online under:

www.geiger.de/info/0624001



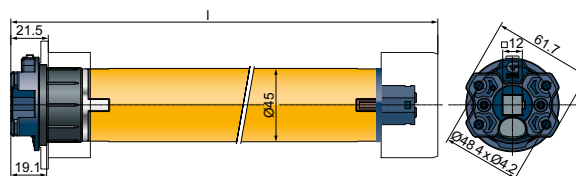
SOL.TECl ine motor heads

All SOL.TECl ine ZIP-Perfection motors are available with three different motor heads:

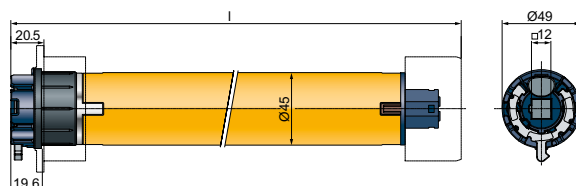
- The **SOC motor head** is optimally designed for installation with star shaped fixation systems. The motor head is universally applicable in the rolling shutter area also together with traditional fastening systems.
- The extremely thin **COM motor head** offers the possibility to optimize the fabric width for screens and facade awnings. The sun protection system can be designed independently from the selected drive. Light slots are minimized or avoided altogether - as in ZIP screens.
- The slim plastic **ROC motor head** is optimally matched to the ROMA mounting systems. The screen can be rolled up over the motor head. It enables quick and easy assembly/disassembly with low space requirement.



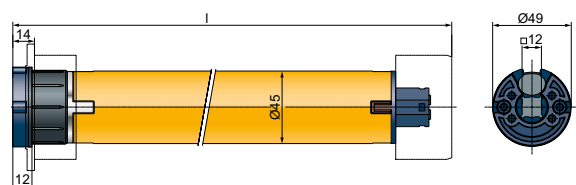
SOL.TECl ine-SOC



SOL.TECl ine-COM



SOL.TECl ine-ROC



Technical data

Technical data of tubular motor SOL.TECline-SOC (GB45.-E11)					
	GB4503	GB4506	GB4510	GB4520	GB4530
Voltage	230V~/50 Hz				
Current	0,35 A	0,36 A	0,47 A	0,63 A	0,80 A
Cos Phi (cosφ)	>0,95				
Inrush current (factor)	x 1,2				
Power	80 W	83 W	105 W	140 W	180 W
Torque	3 Nm	6 Nm	10 Nm	20 Nm	30 Nm
Speed	26 rpm	15 rpm	15 rpm	15 rpm	15 rpm
Protection class	IP 44				
Total length [l] ¹⁾	467,5 mm	466,0 mm	476,0 mm	506,0 mm	543,5 mm
Operating mode	S2 4 min	S2 4 min	S2 4 min	S2 5 min	S2 4 min
Sound pressure level ²⁾	39 dB(A)	39 dB(A)	39 dB(A)	39 dB(A)	39 dB(A)
Diameter	45 mm				
Weight	ca. 1,70 kg	ca. 1,85 kg	ca. 1,90 kg	ca. 2,00 kg	ca. 2,20 kg
Air humidity	dry and non-condensing place				
Storage temperature	T = -15°C .. +70°C				

¹⁾ SOL.TECline-ROC: + 5,9 mm / SOL.TECline-COM: + 4,2 mm

²⁾ The average sound pressure level data are intended for guidance only. The values were determined by GEIGER at a distance of 1 m, with a hanging motor at idle speed and averaged over 10 seconds. There is no reference to any specific test standard.

Subject to technical modifications. Please find information to the ambient temperature range of our GEIGER motors under www.geiger.de.



The name GEIGER Antriebstechnik is synonymous worldwide for drive solutions in the sun protection area.

Today we are with about 250 employees one of the leading manufacturers of mechanical and electrical drives for Venetian blinds, awnings and rolling shutters. GEIGER is a well-known, mid-sized company which offers worldwide drive components for the sun protection systems.